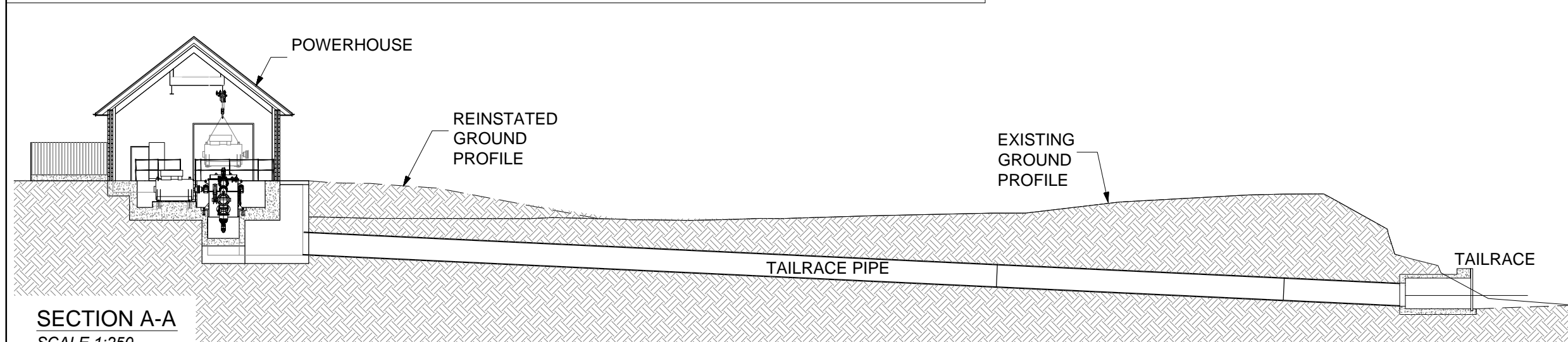
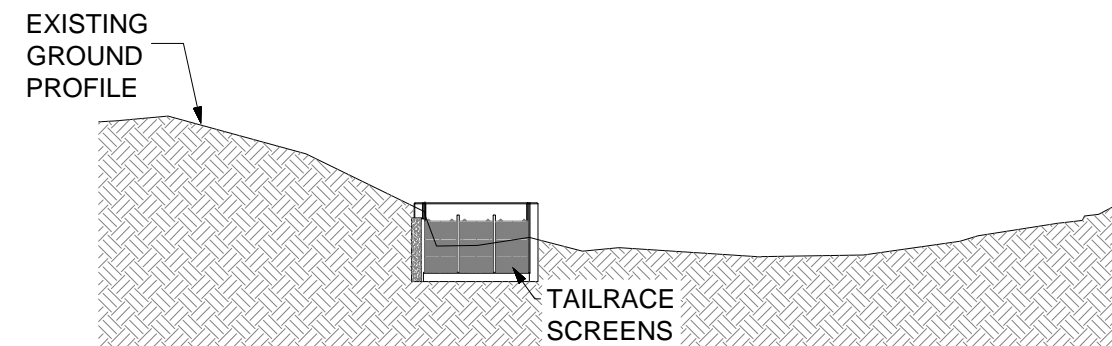


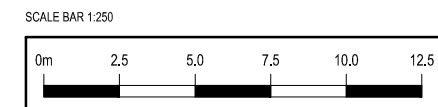
AREA PLAN
SCALE 1:500



SECTION A-A
SCALE 1:250



SECTION B-B
SCALE 1:250



| | | | | |
|-----|------------------------|-------|-------|----------|
| 0 | Original Drawing Issue | RS | HD | 17.10.13 |
| Iss | Description | Drawn | Chk'd | Date |

Client
**BROADLAND RENEWABLE
CONSTRUCTION Ltd**

Project Title
DONICH WATER

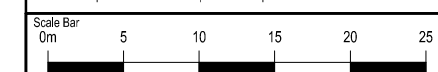
Drawing Title
TAILRACE AREA PLAN



Hydroplan
Water & power engineering

Unit 12, Riverside Park, Station Road
Wimbome, Dorset, BH21 1QU, ENGLAND
Tel: ++44 (0)1202 886622 Fax: ++44 (0)1202 886609
Email: info@hydroplan.co.uk

Copyright - This drawing is sent to you in confidence,
and remains the property of Hydroplan UK. It must not
be copied or disclosed to third parties without permission.
© 2013



| | | |
|---------------------------|---|----------------------------|
| Scale 1:500/1:250 | Prints from this drawing are UNCONTROLLED unless otherwise indicated | Original Size A3 |
| Project No P626 | Drawing No 40112 | Issue 0 |